

# Deducing event chronology in a cultural heritage documentation system

Jon Holmen<sup>1</sup> and Christian-Emil Ore<sup>1</sup>

<sup>1</sup> Department of Linguistics and Nordic Studies, University of Oslo, Oslo, Norway.

---

## Abstract

In historically oriented research like archaeology, the determination of the chronology of events in the past plays an important role. For example, a fire of a house can seal off the layers physically below and give a partial relative dating of these. A well known tool in this area is the Harris' Matrix used to systematize the contexts and layers found in an excavation. In this paper we will discuss a related but more general tool for documenting and analysing temporal entities like events. This tool is developed as a module of a four dimensional event-oriented documentation database based on the conceptual model CIDOC-CRM (ISO21127). The database is developed for an archaeological excavation project in Western Norway. In addition to places, events and actors the database is designed to contain texts, images and maps used to document such entities. In use the system will contain a dataset of events, their time-spans and relations between events. The system can detect conflicting dating, increase precision of starts, ends and durations of events and finally display a spatial and chronological overview. Given a time and a place within the dataset, the system can display all possible chronologies for the events in the set. So far, this tool has shown a great potential being used in projects involving large amounts of archive material as preparation for new excavations. Further development includes the possibility to use other temporal constraints, such as durations and exploring the potential of adding spatial constraints and constraints on actors.

*Key words: temporal reasoning, ontology, event*

---

## 1 Introduction

The objects at display in the exhibition halls are what most visitors associate with a museum. In reality, the exhibitions are only a fraction of the museum's collections and disseminate little of the information in the institution's archives and libraries. The old reports, catalogues, photos and grey literature in general form the most important source of information about the museum collections and document the work of scholars in the field and at the museums. A diary tells part of the day to day story of an expedition. A report of an archaeological excavation will usually contain the archaeologist's interpretation of the site told as the story based on the finds structures excavated. In both cases, the basic structure of the texts is a series of events connecting objects, places and persons. Events, objects, places and persons mentioned in one text or records may be referred to ("co-referenced") in other texts or records, where the stories continue. Thus other, more complete stories emerge from complementary facts spread

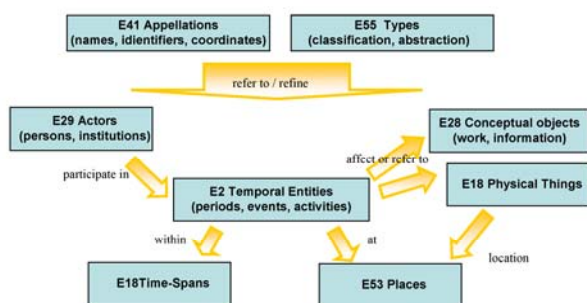
out over numerous primary sources. All cultural historical research starts with collecting these related pieces until the collected material covers the story the scholar is interested in revealing. Hence, core to scholarly work in general is this notion of "story", which is a way of putting things, people and events in a context of interaction, influence and reason.

An important part of the scholarly work is to establish the relative chronology of the events. The system discussed in this paper, is meant to be an assistant for the working scholar to find possible chronologies. The system is based on the digitalization and documentation system build for the Norwegian University Museums as a part of the Norwegian Museum Project, 1998 – 2006 (see Holmen 2004, Ore 2007). The tool is a module of a four dimensional event-oriented documentation database based on the conceptual model CIDOC-CRM, ISO21127 (Crofts 2009). The documentation database was originally developed

for an archaeological excavation project in Western Norway.

## 2 CIDOC CRM

CIDOC CRM is a formal ontology intended to facilitate the integration, mediation and interchange of heterogeneous cultural heritage information. It was developed by interdisciplinary teams of experts, coming from fields such as computer science, archaeology, museum documentation, history of arts, natural history, library science, physics and philosophy, under the aegis of the International Committee for Documentation (CIDOC) of the International Council of Museums (ICOM).



**Figure 1.** The CIDOC CRM, top classes for data integration.

The CIDOC CRM is event-centric core ontology in the sense that the model does not have classes for all particulars like, for example, the Getty's Art and Architecture Thesaurus with thousands of concepts. The central idea is that the notion of historical context can be abstracted as things, people and ideas meeting in space-time. The model contains in addition identification of real world items by real world names (appellations), a generalized classification mechanism (types), part-decomposition of immaterial and physical things, temporal entities, groups of people (actors), places and time (time span), location of temporal entities in space-time and physical things in space, reference of information objects to any real world item (aboutness), and intellectual influence of things and events on human activities.

CIDOC CRM is defined in an object-oriented formalism which allows for a compact definition with abstraction and generalization through the

inheritance mechanisms (ISA hierarchy). CIDOC CRM has 86 classes and 137 properties. The most central classes and properties for data interchange are shown in fig 1.

As an illustration of how events can be modeled in CRM, a traditional English wedding is used as an example. As shown in fig. 1, the event is at the core of the model, both conceptually and visually. Through this the event occurring at a specific location, the persons, the groom, the bride and the groom's best man are connected. Their roles and the event itself are classified by the types (e.g. selected from a thesaurus).

In an information system the formal relation between the spouses has to be deduced by checking whether the two have participated in a wedding event in the role of bride and groom. Alternatively one may introduce short-cut relations indicated in grey at the bottom.

## 3 The temporal analysis and the CIDOC CRM

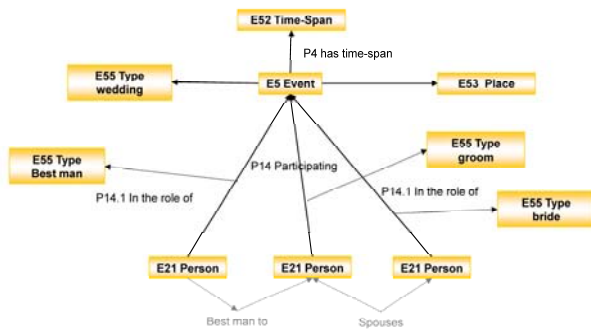
In the CIDOC-CRM there are basically two ways to express chronological information about events. They can be dated relatively to each other: before, after, overlap etc (CRM properties P114, P117-120). The events are seen as wholes with a clear cut beginning and end.

The events can also be connected to a timeline through time-span(s), see fig. 3. An E51 Time-Span represents a temporal extension on the abstraction level, while an E61 Time Primitive is on the implementation level and is typically represented as an interval on a timeline. An event has in principle only one time-span. In case an event has more than one time-span, this expresses diverge opinions about the temporal extension of the event. Conversely two events may have a common time-span. This expresses the fact that the events occurred simultaneously.

The events can also be connected to a timeline through time-span(s), see fig. 3. An E51 Time-Span represents a temporal extension on the abstraction level, while an E61 Time Primitive is on the implementation level and is typically represented as an interval on a timeline. An event has in principle only one time-span. In case an event has more than one time-span, this expresses

diverge opinions about the temporal extension of the event. Conversely two events may have a common time-span. This expresses the fact that the events occurred simultaneously.

In cultural heritage databases, it is common to store time determinations as text, e.g. “the summer 1349” or “active 1450–1455”. Such textual defined dates should be mapped to E51 Time-Span in the CIDOC-CRM. To enable queries a widespread solution is to represent such text dates as interval with a numerical start date and an end date. That is, the summer 1349 can be given the interpretation 15-04-1349 to 15-10-1349. This can of course be extended to all dates. The year 1349 is interpreted as the interval 01-01-1349 to 31-01-1349. The degree of accuracy can be extended ad libitum: The day 14-07-1789 is represented as 0000-14-07-1789 to 2400-14-07-1789, see Doerr and Yiortsou 1998 for a more detailed discussion. The interpretation of dates as intervals corresponds to the E61 Time Primitive in the CIDOC-CRM. The interpretation of dates as intervals or time-spans is a powerful model and is easy to implement.

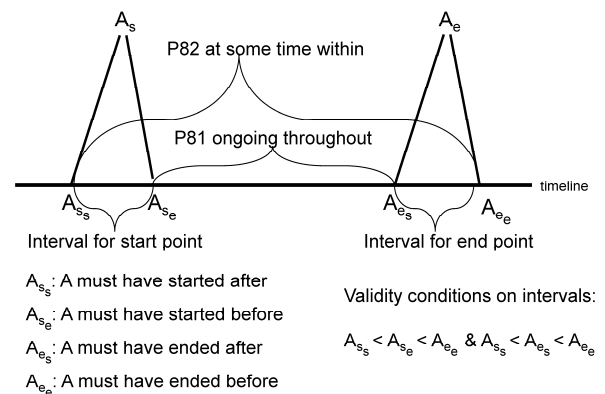


**Figure 2.** A CRM diagram for a traditional English wedding

The CIDOC-CRM has a dual view on events. On one side they are viewed as entities that can be put in relation to each other by the time operators *P114 is equal in time to*, *P115 finishes*, *P116 starts*, *P117 occurs during*, *P118 overlaps in time with*, *P119 meets in time with*, *P120 occurs before* (see Allen1984, and Crofts 2009). When using these operators an event A can be thought to have an associated time-span with clear cut start point  $A_s$  and end point  $A_e$ .

On the other side, in scientific work a time-span represents an abstract approximation to the temporal extent of an event. The exact start and end points are usually not known. In the CIDOC-CRM this approximation to the temporal extension of events is modeled as two intervals on the timeline, one for the outer bounds (*P81 at sometime within*) and one for the inner bounds (*P82 ongoing throughout*), see fig. 3. In an ideal situation with absolute accuracy, these two intervals should be identical. In most actual research they are not. In many cases there is only information about an outer interval (at sometime within), that is, by some terminus post quem (TPQ) and terminus ante quem (TAQ) for the event.

The properties, *P81 at sometime within* and *P82 ongoing throughout* allow for an interpretation with fuzzy start and end points of time-spans. The start points of the two intervals define a third interval ( $A_{ss}$ ,  $A_{se}$ ) in which the event must have started. This interval can be interpreted as an approximation to the unknown exact start point of the event. Correspondingly, the end points of the inner and outer intervals define a fourth interval ( $A_{es}$ ,  $A_{ee}$ ) approximating the exact end point of time span for the event, see fig. 3.



**Figure 3.** A time-span for an event modeled as four points on the timeline.

The four values or points on the timeline can be used to implement a reasoning system for time-spans as well as deduction rules corresponding to the so called Allen operators modeled as P114 to P120 in the CIDOC-CRM.

The objective of any deduction system is to increase the information by applying rules of

interference. In our system the objective is to deduce the possible relative chronology of events as well as deducing the most accurate approximation as possible to the actual dates for the events.

#### 4 Fuzzy points in time

The basic and most important assumption in the system, described in this paper, is that a point in time only can be given as an approximation to, or fuzzy measurement of the point and should be expressed as a time interval.

Our representation of a point in time,  $A_1$ , is expressed as  $A_1 = (A_{1s}, A_{1e})$  where  $A_{1s}$  and  $A_{1e}$  are values on the timeline such that  $A_{1s} < A_1 < A_{1e}$ .  $A_{1s}$  is a TPQ, that is, the *earliest possible occurrence* of  $A_1$ .  $A_{1e}$  is a TAQ, that is, the *latest possible occurrence* of  $A_1$ :

- $A' < A_{1s} \Rightarrow A'$  must be before  $A_1$
- $A_{1e} < A' \Rightarrow A'$  must be after  $A_1$
- $A_{1s} < A' < A_{1e} \Rightarrow A'$  can be before, equal to or after  $A_1$

For a given point in time, e.g.  $A_s$  in fig. 3, we increase the information value or strengthen our knowledge about  $A_s$  by shortening the interval ( $A_{ss}, A_{se}$ ). By making the interval longer we will weaken the statement. Since this will decrease our knowledge, the deduction rules will never result in a lengthening of the interval ( $A_{ss}, A_{se}$ ).

The deduction rules for time-spans are based on the so called Allen operators between events. As we will discuss later, the Allen-operators can be expressed as relations (before, equal, after) between the start and end points of the time-spans for the events, see fig. 5. In the model, the start and end points of time-spans are seen as approximations and expressed as intervals. Correspondingly, the relations between start and end points are modeled as relations between intervals on the timeline.

Fig. 4 shows how the intervals for two points in time,  $A_1$  and  $A_2$ , can be adjusted to  $A'_1$  and  $A'_2$  according to the knowledge that  $A_1 < A_2$ . Note that

the new intervals are always contained in the original ones and represent a better approximation.

In the first case in fig. 4, the intervals are disjoint and in the correct order. Here no new information is introduced by the fact  $A_1 < A_2$ .

In the last case the intervals are disjoint but in the wrong order and the introduction of the fact  $A_1 < A_2$  leads to a contradiction. The inference rule  $A'_1 = (A_{1s}, \min(A_{1s}, A_{2s}))$ ,  $A'_2 = (\max(A_{1s}, A_{2s}), A_{2e})$  will result in  $A'_{1e} < A'_{1s}$  which is meaningless in a model where a point is modeled as an interval approximating the real point in time.

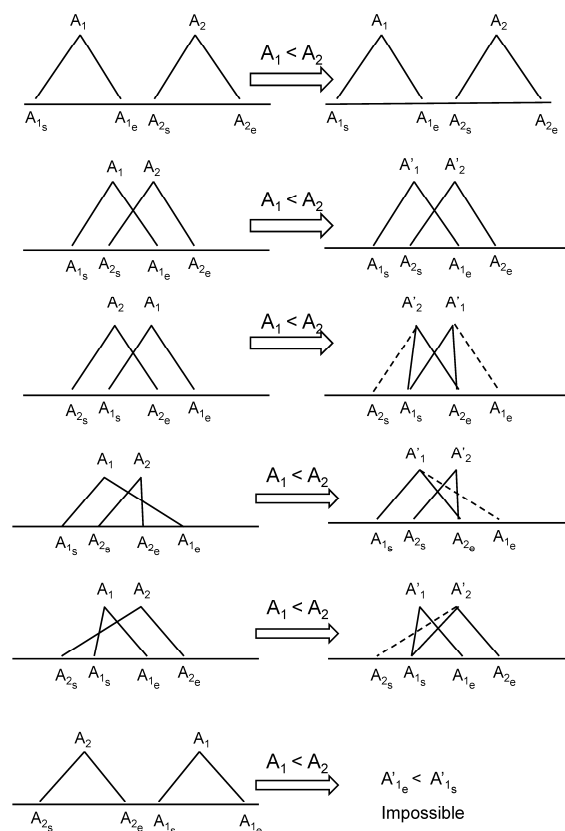


Figure 4. Deduction rule for  $A_1 < A_2$ , where  $A_1$   $A_2$  are two points in time modeled as intervals.

#### 5 Time-spans with fuzzy bounds

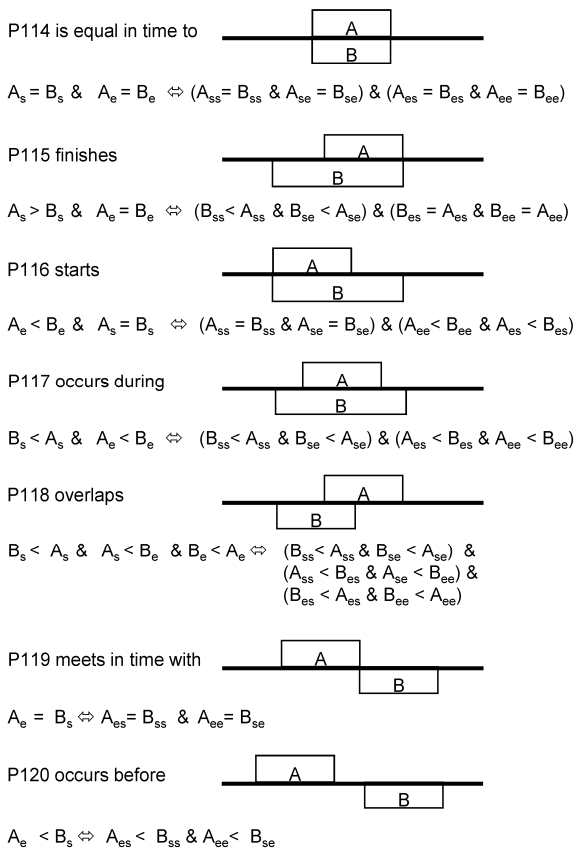
Fig. 3 shows how a time-span  $A$  for an event is expressed in the approximation model. The start point  $A_s$  and end point  $A_e$  are expressed as the intervals ( $A_{ss}, A_{se}$ ), and ( $A_{es}, A_{ee}$ ). We require that the start point occurs before the end point, that is,

$A_s < A_e$ . As shown in fig. 4, the only situation we do not allow is where the intervals are disjoint and  $(A_{es}, A_{ee})$  is to the left of  $(A_{ss}, A_{se})$ . The diagrams in the right column of fig. 4 show the possible constellations of the two intervals for the start and end point. These can be summarized as the validity requirement defined below.

**Definition**

A quadruple  $A = (A_{ss}, A_{se}, A_{es}, A_{ee})$  is a valid implementation of a time-span, written  $valid(A)$  if

$$(A_{ss} \leq A_{se} \leq A_{ee}) \ \& \ (A_{ss} \leq A_{es} \leq A_{ee})$$



**Figure 5.** Allen operators expressed as point to point relations.

The validity requirement is compliant with the fact that the events extension on the timeline is limited by TPQ and TAQ. The start and end points  $A_{ss}$  and  $A_{ee}$  represent TPQ and TAQ for the event. In a deduction system the information is weakened if the  $A_{ss}$  is moved to the left or the  $A_{ee}$  is moved to the right since the period in which the event may have occurred is enlarged. Correspondingly the statement is weakened if the  $A_{se}$  is moved to the

right or  $A_{es}$  is moved to the left since in this case the period in which the event must have been ongoing is shortened.

There is, however, no requirement that  $A_{se}$  should be less than  $A_{es}$ . The point  $A_{se}$  indicates only the knowledge that the event must have started *before* this point in time and the point  $A_{es}$  indicates the knowledge that the event must have ended *after* this point in time.

If  $A_{se} > A_{es}$ , that is the length of the *P81 ongoing throughout* interval is negative this only tell us that our information is a very incomplete approximation,

Fig 5 shows an overview of the CRM properties for the temporal relations between two events, their start and end points equivalents and the required adjustments for the fuzzy boundaries to implement the relations.

The representation of dates as two intervals makes the implementation more complex since each date has to be represented as four values on the time line. It is, however, possible to implement this model in a non complex and efficient way.

**Definition**

Let E and F be events, A, A', B, B' be time-spans and  $(A_{ss}, A_{se}, A_{es}, A_{ee})$  etc. be the time-spans expressed as four point on the timeline.

If E has time-span A, F has time-span B, E occurs during F then E has time-span A', F has time-span B' where

- $A'_{ss}$  is the smallest value  $\geq A_{ss}$ ,
- $A'_{se}$  is the largest value  $\leq A_{se}$ ,
- $A'_{es}$  is the smallest value  $\geq A_{es}$ ,
- $A'_{ee}$  is the largest value  $\leq A_{ee}$
- $B'_{ss}$  is the smallest value  $\geq B_{ss}$ ,
- $B'_{se}$  is the largest value  $\leq B_{se}$
- $B'_{es}$  is the smallest value  $\geq B_{es}$ ,
- $B'_{ee}$  is the largest value  $\leq B_{ee}$

such that

$$(A'_{ss} > B'_{ss} \ \& \ A'_{se} > B'_{se}) \ \& \ (A'_{es} < B'_{es} \ \& \ A'_{ee} < B'_{ee}) \ \&$$

valid(A') & valid(B')

The deduction rules for the remaining properties P114, P115, P116, P118, P119 and P120 are defined correspondingly.

**Rule 1**

Intersection of time-spans for the same event:

$$\begin{aligned}
 A \ \& \ B &= (A_{ss}, A_{se}, A_{es}, A_{ee}) \ \& \ (B_{ss}, B_{se}, B_{es}, B_{ee}) \\
 &= (\max(A_{ss}, B_{ss}), \\
 &\quad \min(A_{se}, B_{se}), \\
 &\quad \max(A_{es}, B_{es}), \\
 &\quad \min(A_{ee}, B_{ee}))
 \end{aligned}$$

**Constraint 1**

$$\begin{aligned}
 \text{minlength}(A) = x \quad \Rightarrow \quad &(\text{distance}(A_{se}, A_{ee}) \geq x) \ \& \\
 &(\text{distance}(A_{ss}, A_{es}) \geq x)
 \end{aligned}$$

**Constraint 2**

$$\begin{aligned}
 \text{maxlength}(A) = x \quad \Rightarrow \quad &(\text{distance}(A_{se}, A_{ee}) \leq x) \ \& \\
 &(\text{distance}(A_{ss}, A_{es}) \leq x)
 \end{aligned}$$

The rule 1 is associative and together with the undefined time-span  $(-\infty, -\infty, \infty, \infty)$  form a monoid.

In other temporal systems like the one defined in (Cowley and Plexousakis 2000) the inner interval does not exist or is undefined in the cases where the length is negative. Our model is consistent with this solution, but preserves all information from the sources.

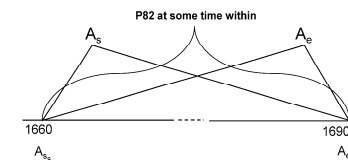
**6 Example**

The following example is not real, but indicates the main features of the algebra. Assume a document dated 1660 contains the minutes of a meeting where one approved the plans to build a church at Hillsend. Assume also that other documents state that Mrs. and Mr. Brown was married 24-06-1690

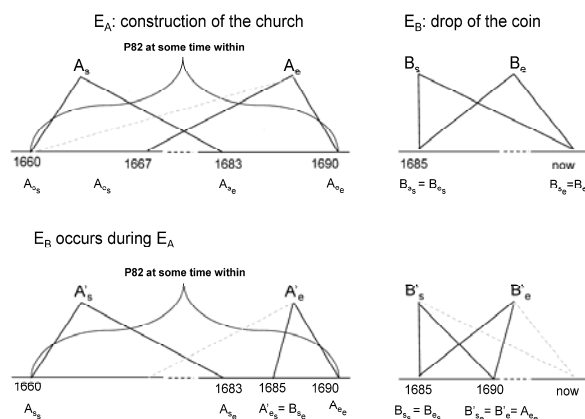
in the new church at Hillsend. If these two documents can be trusted, we may conclude that the building of the church at Hillsend took place some time between 1660 and 1690. This set  $A_{ss}$  to 1660 and  $A_{es}$  to 1690. What about the inner interval? We clearly don't know when the building actually was constructed, but it has to be some time inside the outer interval. It cannot have been finished before 1660 nor started after 1690. Therefore the system sets the earliest possible occurrence of the end ( $A_{es}$ ) to 1660, and the latest possible occurrence of the start ( $A_{se}$ ) to 1690. This may seem contra-intuitive. One should remember that the end points of the time-span are only intervals approximating the real value. When the *P81 ongoing throughout* interval is negative this only tells us that our information is very incomplete. When more information is added the interval will become shorter and eventually get a positive length.

- 1 Document, dated 1660: "There are plans to build a church at Hillsend".
- 2 Document, dated 1690: "Mrs. and Mr. Brown was married in the new church at Hillsend".

Knowledge about the building activity:



- 3 Document, dated 1711: "The construction of the church took at least 7 years
- 4 Report, date 1984: A coin from the reign of James II was found in the foundation



**Figure 6.** Construction of a church.

Now, assume we also have a document reporting from the building process stating that the construction of the church lasted seven years. When this information is added, then we know that

the construction could have ended in 1667 at the earliest ( $A_{es}$ ) and started in 1683 at the latest ( $A_{se}$ ). Thus this extra fact adds precision although the length of the inner interval still is negative.

Finally, assume that during an excavation of the church in 1980 a coin from the reign of James II of England was found inside the foundations. Now, we have several facts. James the II was King of England from 1685 to 1701. The minting of the coin took place between 1685 and 1701. The disposal of the coin can in principle have taken place from 1685 to present. The fact that the coin was found sealed inside the foundation indicates that the disposal happened before the completion of the church. Thus the construction of the church was ongoing some time after 1685. This moves the earliest possible end point of the construction,  $A_{es}$ , to 1685 and the inner interval (ongoing throughout) is from 1683 to 1685.

The reasoning in the above example can be formalized by the formulation of a set of interference rules based on the Allan relations expressed in the CIDOC-CRM and the four-value model for time spans.

The table in fig. 5 expresses how Allen-relations between events correspond to numerical relations between the four values for the corresponding time spans. On the basis of this correspondence we can formulate series of application of the deduction rules as follows:

1.  $A_1$  time-span E1 for the construction deduced from the minutes from meeting  
 $A_1 = (1660, \infty, 1660, \infty)$
2.  $A_2$  time-span E1 for the construction deduced from the wedding document  
 $A_2 = (-\infty, 1690, -\infty, 1690)$
3.  $A_3$  time-span E1 concluded from A& B by rule 1.  
 $A_3 = (1660, 1690, 1660, 1690)$
4.  $A_4$  time-span for concluded from  $A_3$  using rule 2 and based on the document stating the duration was 7 years  
 $A_4 = (1660, 1683, 1667, 1690)$
5. B time-span of E<sub>2</sub> the reign of James II,

$$B = (1685, 1685, 1701, 1701)$$

6. C time-span for E<sub>3</sub> the mining of the coin

7. E3 occurs during E2 gives

$$C = (1685, 1701, 1685, 1701)$$

8. D time-span for the E4 disposal of the coin

9. E3 occurs before E4, gives

$$D = (1685, \text{today}, 1685, \text{today})$$

10. E3 occurs during E1, gives

$$A_5 = (1660, 1683, 1685, 1690)$$

## 7 The documentation system

The mechanisms for time reasoning is a module in a larger documentation system based on CIDOC-CRM. The documentation system consists of several modules:

**The document module** This part of the system is a documentation repository designed to store documents, measurements, maps, photos and so on. This unit is in itself event based. The events express the provenience of the documentation and are on a meta level. In our example, the documentation module would have kept facsimiles, or transcriptions of (parts of) the original documents, for example the minutes dated 1660 of the meeting about building of the church, the documentation of the marriage in the church from 1690 and the finding report from 1980 about the coin.

**The event module** With this module the user can enter information about events and their dates and connected persons and places. The current system does not contain information about artifacts and other physical things. A posthole or a find is represented by the events, e.g., the digging of the pole hole, backfilling and so on. This is similar to setting up a Harris matrix. In such a matrix the elements are the surfaces, and the purpose of the matrix is to establish the relative chronology of the events in which the surfaces were created. The underlying CIDOC-CRM compliant database contains structures for storing information about things. Thus it is possible to extend the current system such that it is possible to import data from an excavation database like the Swedish system INTRASIS.

All events in this repository are currently entered manually one by one. It is obligatory to give each fact a source of information which in many cases will be a document in the system's repository, where the event is (implicitly) described. The detection of the events is based on a researcher interpretation of the texts and the system requires information about who did the extraction. This is necessary to facilitate a later reliability check and ensure the reproducibility of the results. There is, however, no restriction on the facts added. That is, the system may contain conflicting facts. This is intended since one of the purposes of the system is to assist the users find conflicts in their source material.

**The temporal analyzer module** This module assists the user to establish chronological order of the events represented by the facts in the system. The user can run the temporal analyzer on a set of events or add the facts one by one to the set used by the analyzer.

The user adds temporal restrictions (P114-P120), for example, the disposal of coin *occurred within* construction of church. This is done through an interactive process. The temporal analyzer performs the point to point operations on the fuzzy endpoints of the time-spans as described above to accomplish the desired relations. Any kind of inconsistency between the attempted chronological order and the initial values in the time-span's primitives will be detected. The user is given the choice either to change the attempted chronological order or go back and review the dating entered in the event module in order to find the source of the contradicting information.

**Stored Story Objects (SSO)** The result of the interactive play in terms of added temporal relations between the events and resulting decreased fuzziness in the dating, is kept separated from the data in the event repository. The latter remains unchanged.

It is important to note the difference between the two types of information. In our example the time-span for the building of the church ( $A_4$ ) is based on reading of documents in the document repository about the event. The final time-span deduced by the use of the system is the result of relating this event to other events based on other documents: the archaeological report, the classification of the

coin and the system's deduction rules. Any change in the time-span for the coin disposal might also result in a change for the dating of the construction of the church. Similarly, a change in classification of the coin, from James II to Charles II, might change the possible time-span for coin disposal which again might change the time-span for the actual building period of the church.

The network of temporal related events and the resulting time-spans is stored as user defined "story objects". A stored story object (SSO) is an XML document containing the events (identifiers) and at least their relation and dates as adjusted by the process described above. In addition there is a unique reference to the original events in the event repository where the original time-span boundaries, actors, place and descriptions is kept.

In many cases there is more than one possible chronology. The use of SSOs allows the user to store an unlimited number of possible versions all compliant with the original, documented facts.

Different SSOs based on the same source of data reflects different opinions and should be used to analyze which facts should be further studied to possibly solve the conflicting conclusions.

**The overall state analyzer** The tool has a simple graphical interface for working with the time-spans. Through this interface it is possible also to invoke the overall state analyzer.

The state analyzer parses through the timeline and splits it into segments where the overall possibilities of combinations of *before*, *during* and *after* between the time-spans remain unchanged through the whole segment. For each segment of time, the state analyzer is capable of finding all possible combined states at a given place. This is very useful when there are complex relations between time-spans in the same segment of time. The algorithm is based on analyzing each relation between points occurring in the time segment. All legal combinations of states between two points are then joined together to compute all possible overall states in the given segment of time.

## 8 Possible extensions

The current system has seven deduction rules for reasoning about the relative chronology of two events based on the Allen operators (see fig. 5). In



addition there is a single rule for intersection of two time-spans for the same event and two deduction rules based on constrains on maximum and minimum duration. These rules are based on the core ontology expressed by the CIDOC-CRM.

When applied to more specific fields it can be useful to sharpen the temporal reasoning by adding more domain specific rules.

It is, however, a surprising amount of temporal rules and constrains that can be expressed as a set of events with a chronological (partial) ordering based on the existing rules:

The quite obvious requirement that a person must be allowed the necessary time to travel when participating physically in two events  $E_1$  and  $E_2$ , at separate places, can be expressed by introducing a third event  $E_3$  for the travel. The event  $E_3$  must have a minimum duration depending on the travel distance between the two places at the given time period of history.

In a future extension we will add a module in which the users can add such additional rules and constraints to the analyzer.

Another feature to explore is adding probability into the model. In its basic form the model operates only with absolutes. In the area of fuzziness the possible states of *before* or *after* has equal weight. In more advanced models one might put a parameter of probability into these areas, e.g. a Gaussian or linear curve expressing the probability from first to last possible occurrence of a given point.

The temporal analyzer will be given an interface making it possible to integrate with other tools, such as excavation applications delivering Harris' Matrix or Grey Literature repositories with tagged

events. Any application capable of delivering data on our SSO-format should be able to make use of the system.

At the University of Tours, France, a system for documenting the preindustrial Tours is being developed (Lefebvre 2008). This system is based on the so called OH\_FET Model (Social Use, Space, and Time). The motivation behind our system and theirs is overlapping although the angle of attack seems to be different. However, in our opinion it would be very beneficial to compare the two systems more systematically and establish a common set of tools for documenting the past.

## 9 Summing up

The model for time span, based on CIDOC-CRM, handles fuzzy dating. The point to point algorithms for implementing temporal relations result in reduced fuzziness in the time-spans. The algorithms also detect any temporal inconsistency in the provided interpretation of the material.

The possibility to include total undetermined time-spans with negative "ongoing throughout" makes any event a candidate for the system.

The Stored Story Object (SSO) format facilitates a new possibility of storing and fetching temporal network of events and makes the system very flexible and multi versioned.

The tool shows great potential in integrating data from various sources into an event based system and in analyzing and deducing event chronology.

## Acknowledgements

We will thank our colleagues, especially Øyvind Eide, at Unit for Digital Documentation and in the Museum and Documentation project for the many interesting discussions about data integration and text encoding over the years. The working group meeting in the CRM SIG, and the many good colleagues in the museums have also been important sources of inspiration..

## Bibliography

Allen, James.F., *Towards, a general theory of action and time*, "Artificial Intelligence", 23 (1984) pp 123-

- 
- Cowley, W., Lexousakis, D., 2000 An Interval Algebra for Indeterminate Time, in Proceedings of the Seventeenth National Conference on Artificial Intelligence and Twelfth Conference on Innovative Applications of Artificial Intelligence (2000), 470-475. ISBN:0-262-51112-6, AAAI Press / The MIT Press Cambridge, Ma, USA
- Crofts, Nicholas., Doerr, Martin., Gill, Tony., Stead, Stephan. and Stiff Matthew. (eds.) (2004 – 2009): *Definition of the CIDOC Conceptual Reference Model*. url: [http://cidoc.ics.forth.gr/docs/cidoc\\_crm\\_version\\_5.0.1\\_Mar09.pdf](http://cidoc.ics.forth.gr/docs/cidoc_crm_version_5.0.1_Mar09.pdf) (checked 2009-05-27).
- Doerr, Martin, Yiortsou, Anthi. *Implementing a Temporal Datatype*, Technical Report ICS-FORTH/TR-236, 1998. url: [www.ics.forth.gr/isl/publications/paperlink/implementing\\_a\\_temporal\\_datatype.ps.gz](http://www.ics.forth.gr/isl/publications/paperlink/implementing_a_temporal_datatype.ps.gz) (checked 2009-05-27)
- Holmen, Jon, Jordal, Ellen, Olsen, Stein, Ore, Christian.-Emil, *From XML-tagged Acquisition Catalogues to an Event-based Relational Database*, Proceedings of Computer Applications in Archaeology 2004, Prato, Italy [in print]. url: [http://www.edd.uio.no/artiklar/arkeologi/jordal\\_caa2004.pdf](http://www.edd.uio.no/artiklar/arkeologi/jordal_caa2004.pdf) (checked 2009-05-26).
- INTRASIS, url: [http://www.intrasis.com/engelska/index\\_eng.htm](http://www.intrasis.com/engelska/index_eng.htm) (checked 01-06-2009)
- Lefebvre, Bastien, Rodier, Xavier , Saligny, Laure. Understanding urban fabric with the OH\_FET model based on social use, space and time. *Archeologia e Calcolatori* 19, 2008, 195-214.
- Ore, Christian-Emil, Rangsaeter, Oddrun, *Final report for the Museum Project 2007*, url: <http://www.muspro.uio.no/engelsk-omM.shtml> (checked: 01-06-2009)